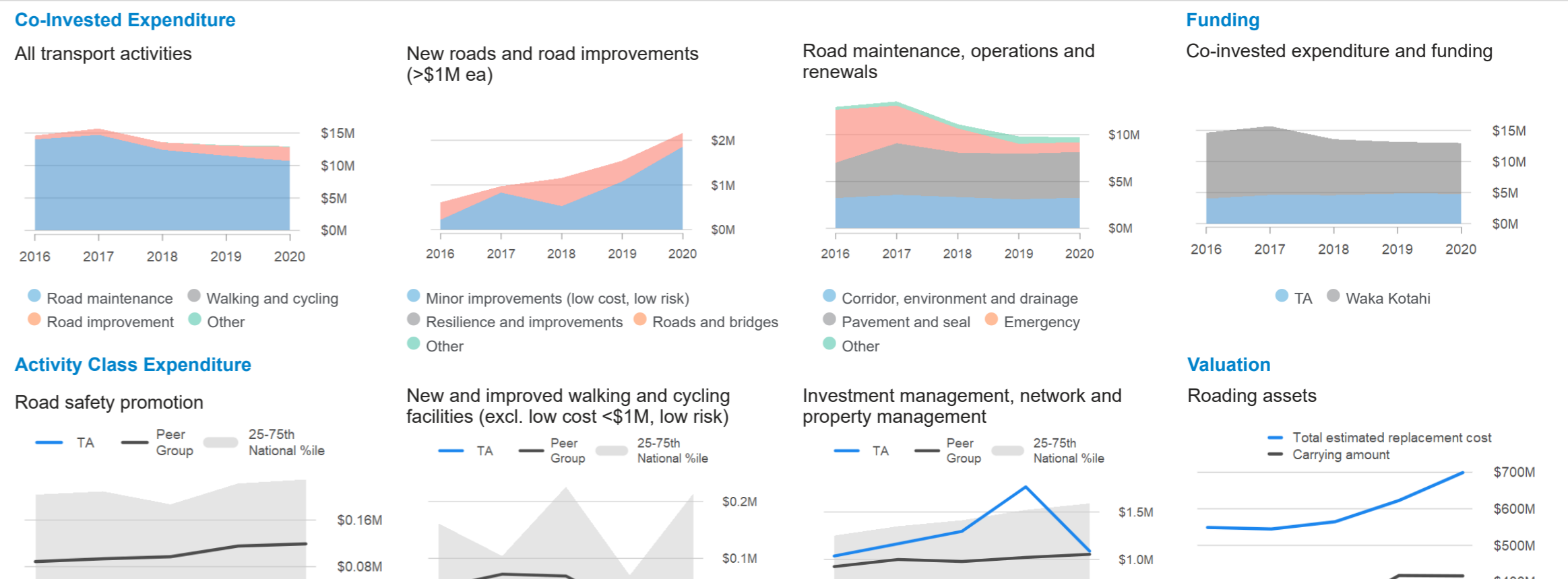
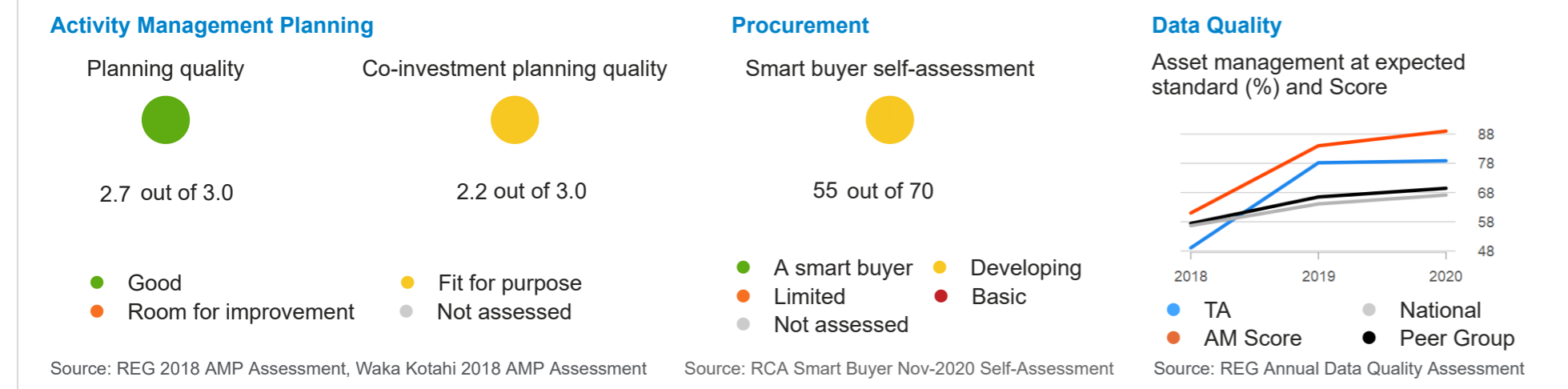


15,750 Population	\$589 GDP (\$M)	\$416 Valuation (\$M)	\$13.0 Expenditure (\$M)	\$823 Expenditure per capita	63% FAR
1,176 Total (km)	796 Sealed (km)	380 Unsealed (km)	1,090 Rural (km)	86 Urban (km)	269 No. of bridges

Delivery Expenditure, Funding, Cost Efficiency and Valuation **\$41.2M (63.3%)** Total 2018-21 NLTP Budget (\$M)/ Total Budget Spent (%)

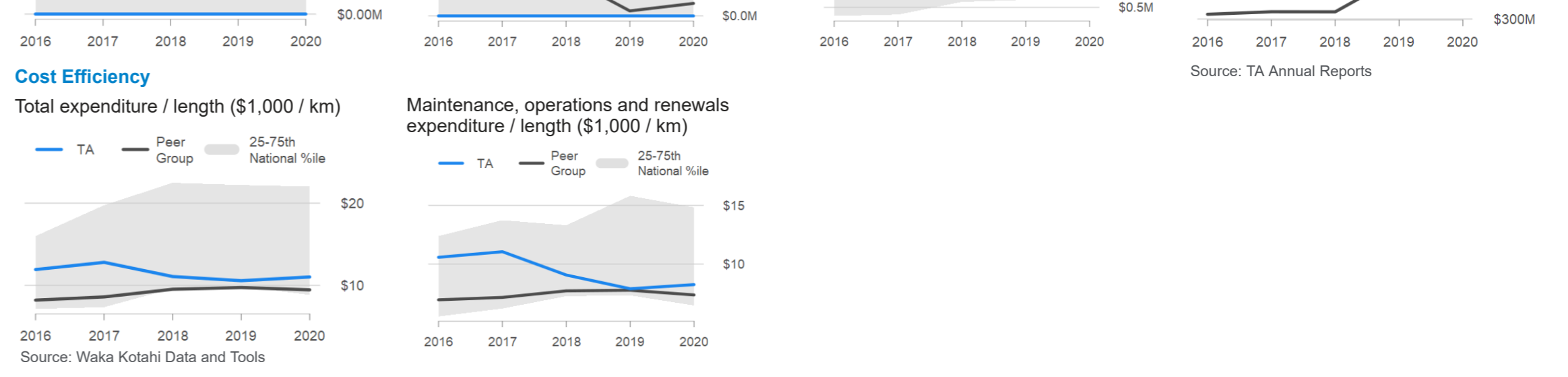
Activity Management
Planning, Procurement and Data Quality



Service Performance
LGA Non-Financial Performance Measures

Annual Targets Achieved

Measure	2015-25 Long Term Plan			2018-28 Long Term Plan	
	2015/16	2016/17	2017/18	2018/19	2019/20
Provision of roads and footpaths	●	●	●	●	●
Road safety	●	●	●	●	●
Condition of the sealed road network	●	●	●	●	●
Maintenance of the sealed road network	●	●	●	●	●
Condition of the footpaths within the local road network	●	●	●	●	●
Response to service requests	●	●	●	●	●



Co-Investor Assurance
Investment Performance

Investment Audit (Four Grades)

Contract Management	●
Financial Management	●
Procurement	●
Professional Services	●
Previous Audit Issues	●

Technical Audit (Four Grades)

Activity Management Planning	●
Data Quality	●
Network Condition and Management	●
Road Safety	●
Previous Audit Issues	●

Three grades: ● Effective, ● Improvement needed, ● Unacceptable, ● Not available

Four grades: ● Effective, ● Some improvement needed, ● Significant improvement needed, ● Unacceptable, ● Not available

Achievements
Works Completed, Amenity and Road Condition

