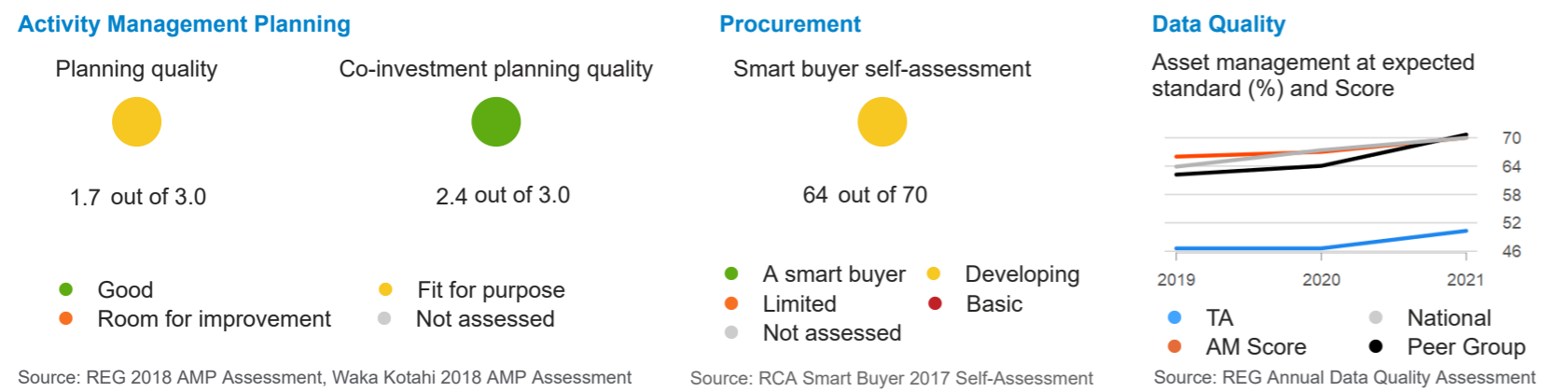


112,800 Population	\$6,041 GDP (\$M)	\$454 Valuation (\$M)	\$28.1 Expenditure (\$M)	\$249 Expenditure per capita	51% FAR
487 Total (km)	487 Sealed (km)	0 Unsealed (km)	31 Rural (km)	457 Urban (km)	45 No. of bridges

Activity Management

Planning, Procurement and Data Quality



Service Performance

LGA Non-Financial Performance Measures

2018-21 LTP Targets Achieved

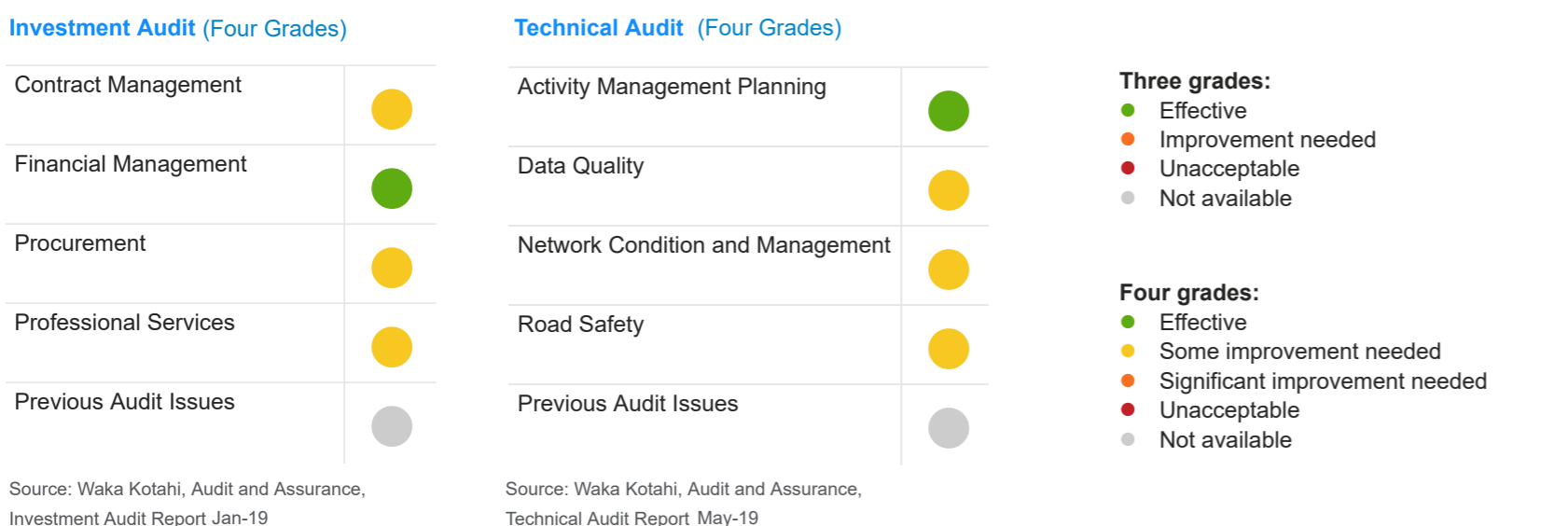
Annual Targets Achieved	2015-25 Long Term Plan			2018-28 Long Term Plan		
	2015/16	2016/17	2017/18	2018/19	2019/20	2020/21
Provision of roads and footpaths	●	●	●	●	●	●
Road safety	●	●	●	●	●	●
Condition of the sealed road network	●	●	●	●	●	●
Maintenance of the sealed road network	●	●	●	●	●	●
Condition of the footpaths within the local road network	●	●	●	●	●	●
Response to service requests	●	●	●	●	●	●

Source: TA Annual Reports

● Target achieved ● Partially achieved¹ ● Target not achieved ● Not reported

Co-Investor Assurance

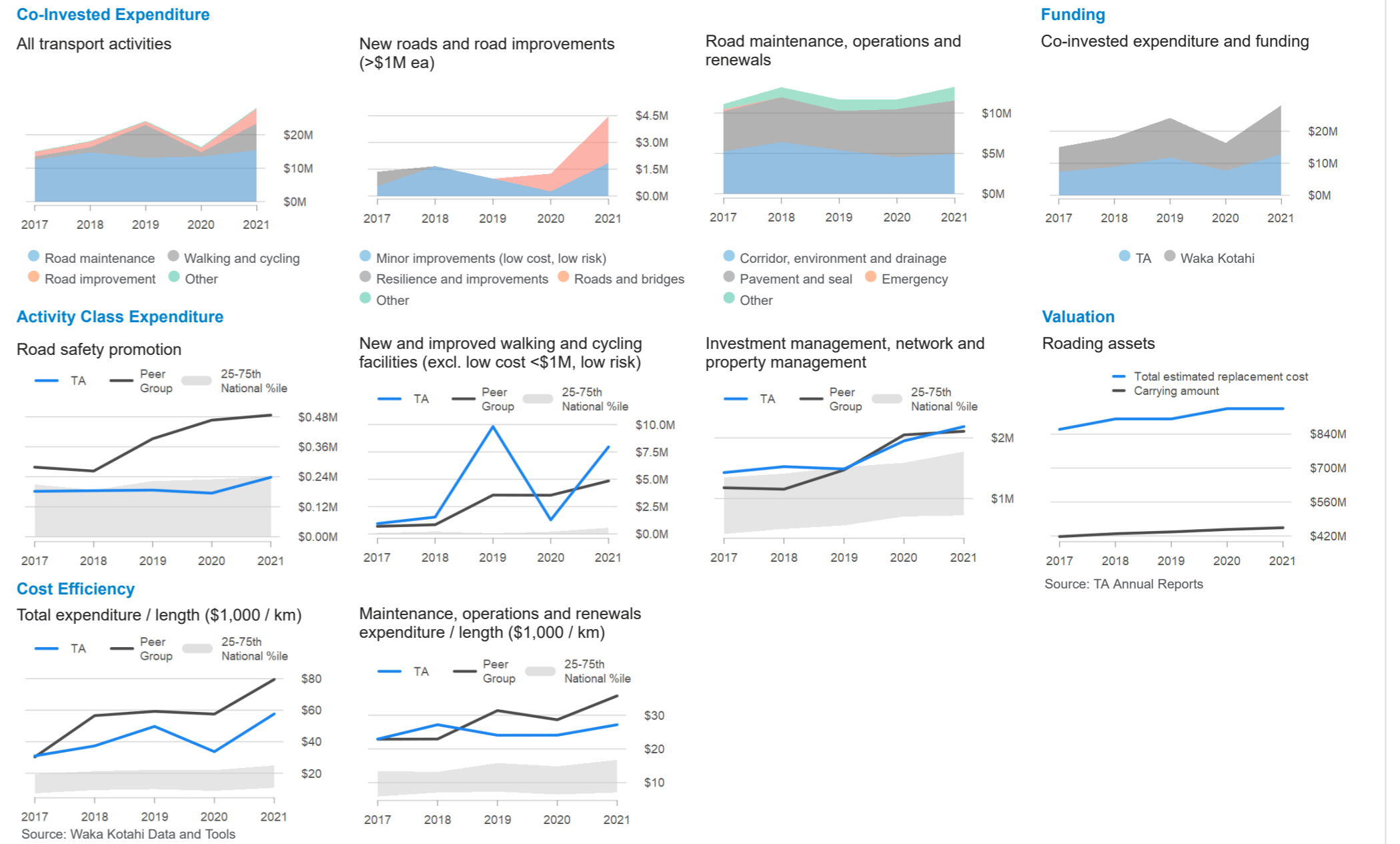
Investment Performance



Delivery

Expenditure, Funding, Cost Efficiency and Valuation

\$68.6M (100%) Total 2018-21 NLTP Budget (\$M)/ Total Budget Spent (%)



Achievements

Works Completed, Amenity and Road Condition

0.3% Ride Quality (STE)

