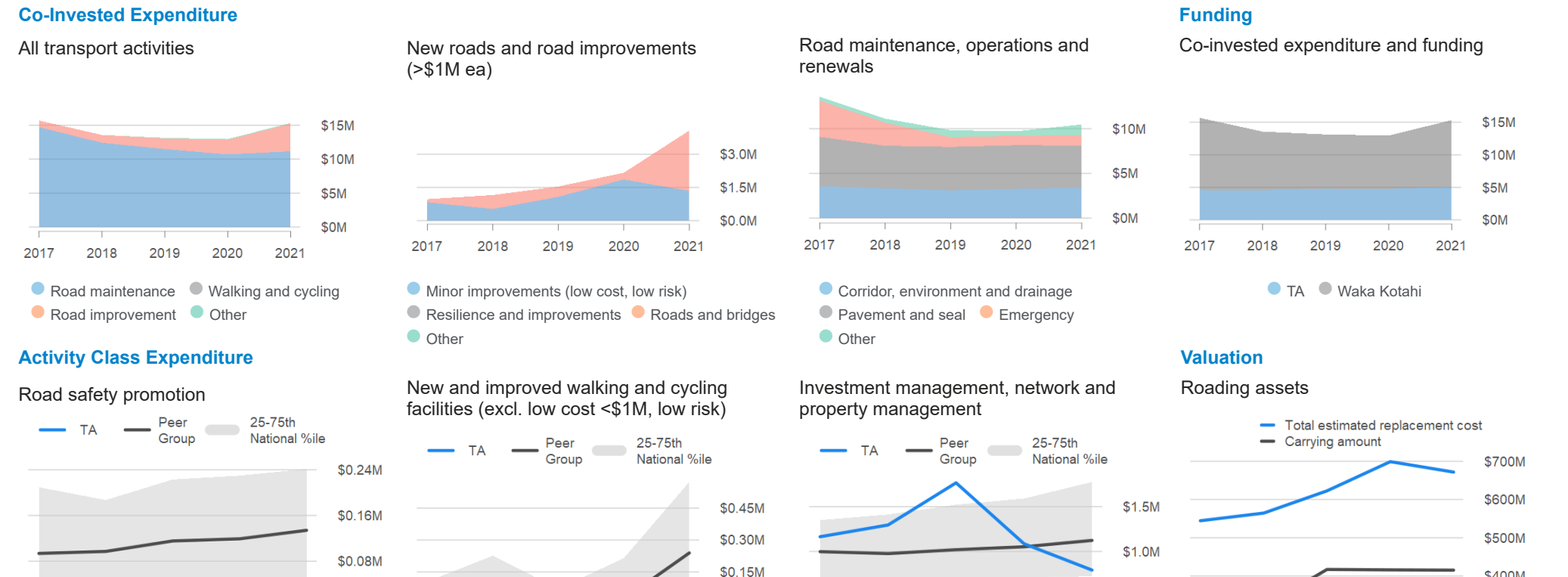
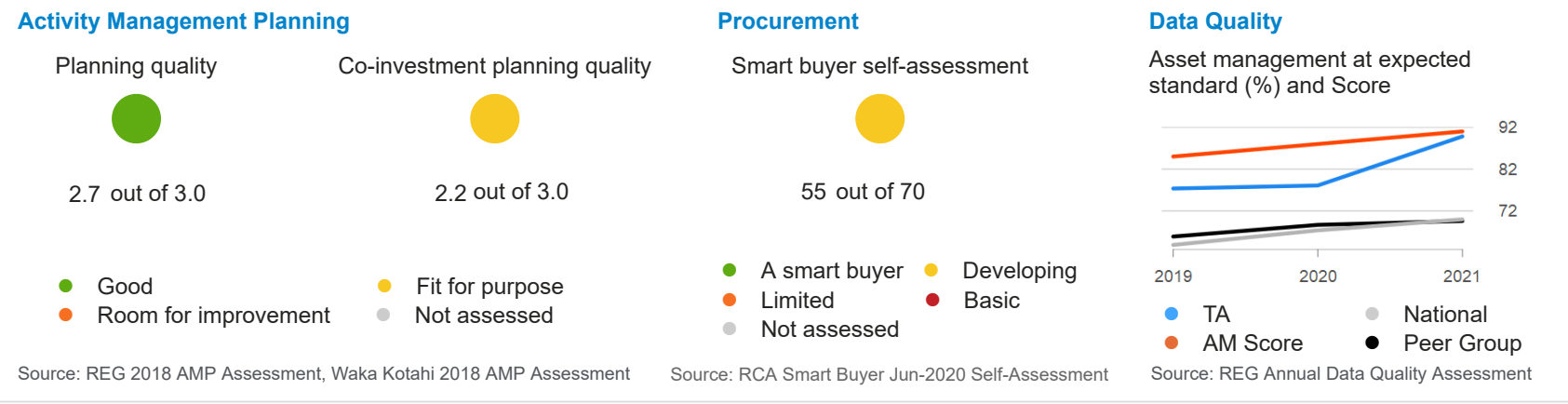


16,050 Population	\$653 GDP (\$M)	\$415 Valuation (\$M)	\$15.3 Expenditure (\$M)	\$955 Expenditure per capita	63% FAR
1,225 Total (km)	803 Sealed (km)	422 Unsealed (km)	1,136 Rural (km)	88 Urban (km)	249 No. of bridges

Delivery Expenditure, Funding, Cost Efficiency and Valuation **\$41.4M (100%)** Total 2018-21 NLTP Budget (\$M)/ Total Budget Spent (%)



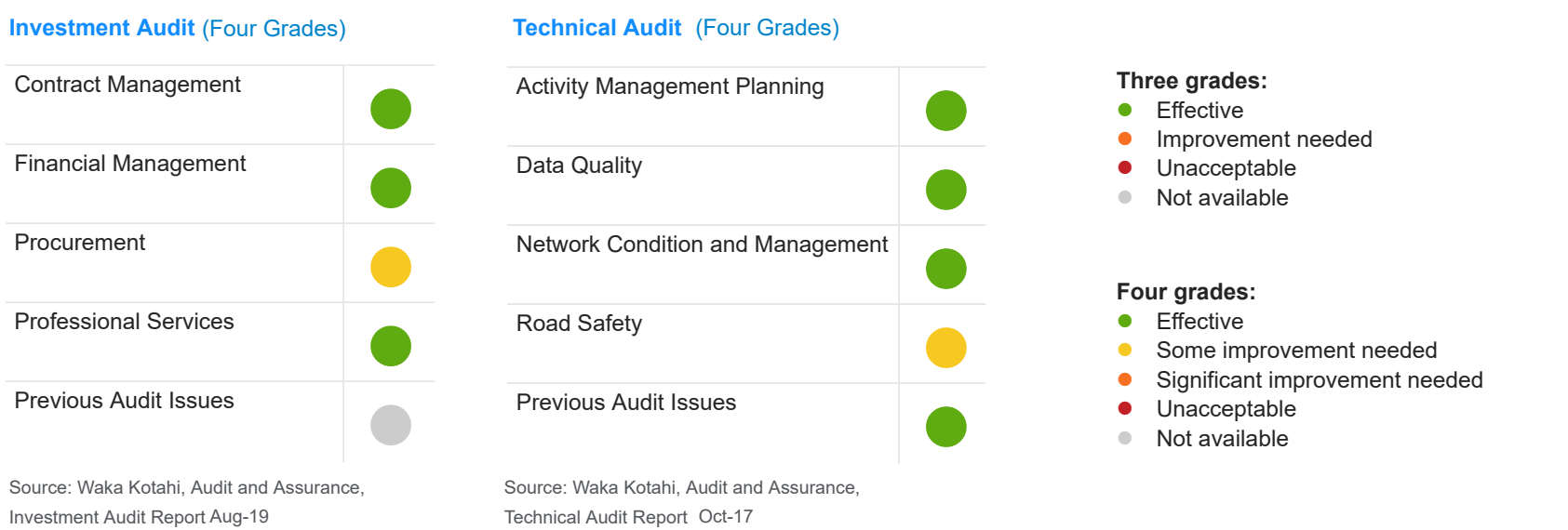
Activity Management Planning, Procurement and Data Quality **Composite Indicator**



Service Performance LGA Non-Financial Performance Measures **2018-21 LTP Targets Achieved**

Annual Targets Achieved	2015-25 Long Term Plan			2018-28 Long Term Plan		
	2015/16	2016/17	2017/18	2018/19	2019/20	2020/21
Provision of roads and footpaths	●	●	●	●	●	●
Road safety	●	●	●	●	●	●
Condition of the sealed road network	●	●	●	●	●	●
Maintenance of the sealed road network	●	●	●	●	●	●
Condition of the footpaths within the local road network	●	●	●	●	●	●
Response to service requests	●	●	●	●	●	●

Co-Investor Assurance Investment Performance **Investment** **Technical**



Achievements Works Completed, Amenity and Road Condition **0.4%** Ride Quality (STE)

